A photograph of a dense forest with tall, thin trees and a path leading through the center. The foliage is vibrant green, and the lighting is soft, creating a serene atmosphere.

From Mantra to Silence

Mantras and techniques to enlighten the subtle system and bring mental silence for meditation

Table of Contents

Introduction.....	3
What Does Self Realization Mean?.....	3
From Mantra to Silence	3
The Subtle System	3
The Affirmations	4
Using Affirmations.....	6
The Mantras	7
Types of Mantra.....	7
The Practical Use of the Mantra	8
Using Mantras	9
Mantras Follow this format	9
Translation	10
The Maha Mantras	11
Using the Maha Mantras	11
Aspects and Qualities of the Chakras	12
Location of the Chakras	14
Importance of Thoughtless Awareness (Shri Mataji, 1988).....	15
Quotes from Shri Mataji	16

Audio tracks of mantras, music and other resources
can be downloaded free from
www.freemeditation.com.au/mantras

All material is Copyright by Sahaja Yoga and Life Eternal Trust Worldwide

May 2014

Revised April 2022, August 2022, May 2024, November 2024. Copyright 2024 Vishwa Nirmla Dharma (U.S.A.)

Introduction

What Does Self Realization Mean?

You have received your Self Realization. The mothering, healing energy called Kundalini has become awakened in your subtle system. It has been raised to the level of the highest of the subtle centers in the body – the Sahasrara. You may have already felt this as a cool breeze on top of your head or on your hands. You may have felt the results of this experience immediately, or it may develop more strongly over time. Your initial experience can be enhanced through meditation and by taking a little time each day to cleanse your inner being so the Kundalini can flow more freely.

From Mantra to Silence

This booklet will help you learn more about the subtle system and how affirmations and mantras can strengthen your meditation experience. Learn how to establish self realization, clear your chakras, awaken the powers within the chakras, and solve all types of mental, physical and emotional problems.

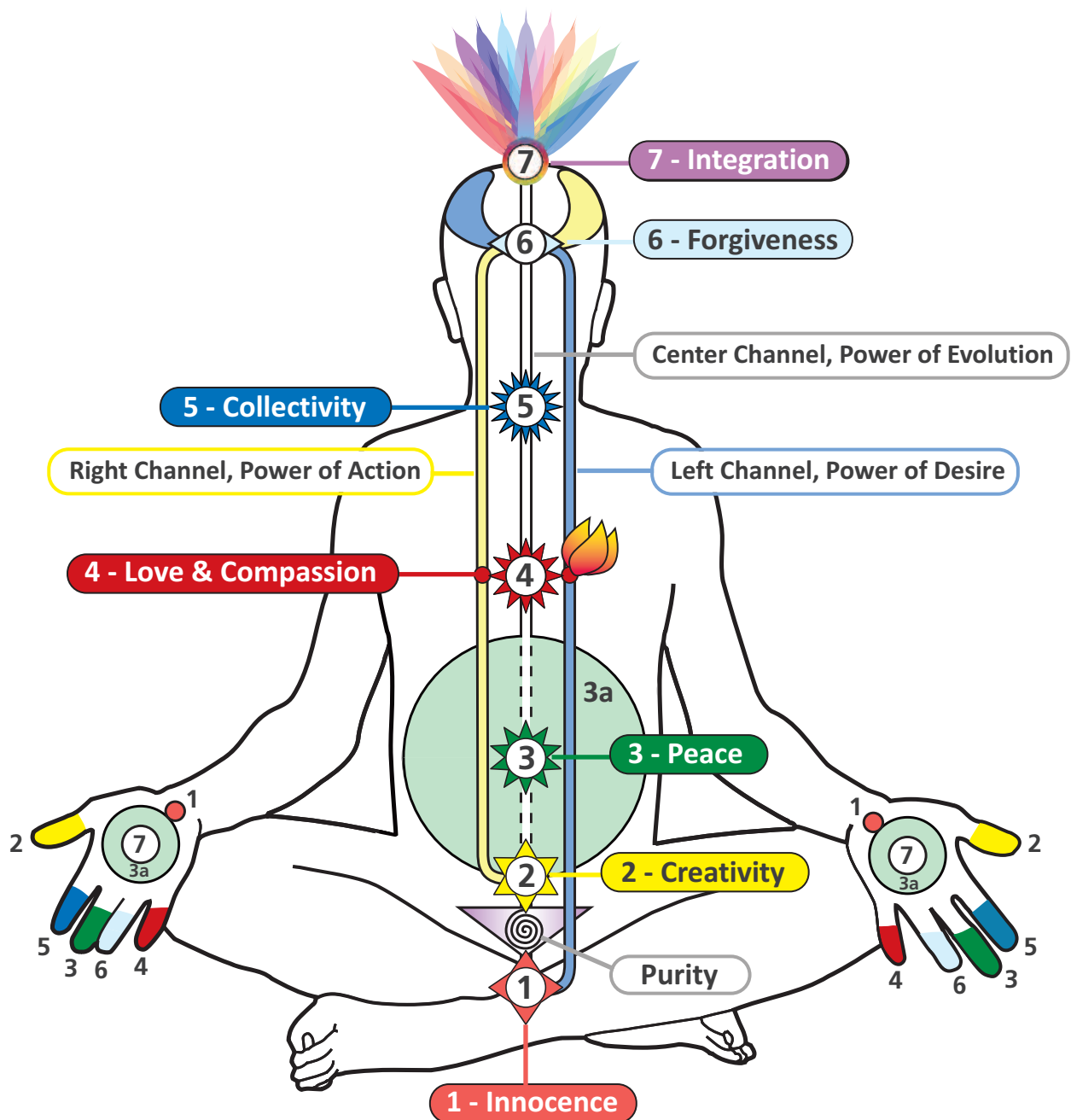


Shri Mataji Nirmala Devi
Founder of Sahaja Yoga



The Subtle System

Inside every human being there is a network of nerves and sensory organs that interprets the outside physical world. At the same time, within us resides a subtle system of channels (“nadis”, see i, ii, iii on diagram) and centers of energy (“chakras”, see 1 to 7 on diagram) which look after our physical, mental, emotional and spiritual well-being. Affirmations and mantras are used to enhance the divine qualities of the nadis and chakras.



The Affirmations

Each chakra has an inbuilt set of functions and qualities.

These qualities may recede from the chakra, causing problems, but can be reawakened after Self Realization with different Sahaja Yoga practices. This booklet describes how using affirmations and Sanskrit mantras may help this process.

The Kundalini is personified as the Divine Mother within and is awakened with the expression of pure desire (that is, to be one, or whole). The qualities are also personified as a Deity on each chakra. Many of these Deities have incarnated on the Earth in human form, some as gurus and some as divine personalities such as Shri Krishna and Lord Jesus, often with an attending Shakti or power, such as Radha and Mary.

When a quality is affirmed or stated, and/or an appropriate deity is invoked by a mantra, the corresponding chakra benefits and its function improves. In Sahaja Yoga, the Kundalini is synonymous with the Holy Spirit. When Kundalini is awakened a person is able to experience their individual soul attaining yoga (“union” in Sanskrit) or oneness with the Divine.

A realized soul develops vibrational awareness that shows which chakras have problems. Then their spoken word and attention can be used to further awaken and strengthen the qualities. By giving vibrations and using affirmations and mantras the chakra recovers or improves and the associated problem dissolves, often spontaneously, sometimes gradually.

Overall there are three primordial powers, one for each channel or nadi—the left, the right and the center. Likewise each of the seven major chakras has distinct qualities, and may experience problems on the left, right or center aspect.



Using Affirmations

You can begin each Affirmation with either “Mother,” “Mother Kundalini” or “Shri Mataji.” For example: “Mother, please make me innocent,” or “Shri Mataji, please make me innocent.”

		Left	Center	Right
	Chakra	Mother (or) Mother Kundalini (or) Shri Mataji, I am...	Mother (or) Mother Kundalini (or) Shri Mataji, Please make me...	Mother (or) Mother Kundalini (or) Shri Mataji, You are the...
7	Sahasrara	...protected from all the challenges to my ascent ...a realized soul	...completely Self Realized ...able to fully recognize the Divine Thank you for my Self Realization.	...victory over all the challenges to my ascent ...one who removes all my doubts
6	Agnya	Please forgive me for any mistakes against my Spirit.	...a forgiving person	...power of forgiveness I forgive everyone.
	Hamsa		...a person with good discrimination	
5	Vishuddhi	...not guilty	...a detached witness ...part and parcel of the whole	...sweetness in my words and deeds
4	Heart	...the Spirit	...fearless ...confident	...responsibility in me ...boundaries of good conduct in me
3a	Void	...my own guru/master	...my own guru/master	...guru and master
3	Nabhi	...completely satisfied ...peaceful ...a generous person	...satisfied	...royal dignity in me ...solution to all my family and money worries
2	Swadhishtana	...true/pure knowledge of the Divine which acts	...creative	...doer and the enjoyer
1	Mooladhara	...the powerful innocence of a child	...innocent ...wise	...destroyer of negativity

The Channels

	Left Channel Mother, please take away all my negative conditionings and desires.	Center Channel Mother, please establish my Self Realization.	Right Channel Mother, You do everything. I do nothing.
--	--	--	--



The Mantras

Mantras are used in Sahaja Yoga to stimulate and cleanse the various chakras in our subtle system and thus fully realize the qualities of these centers. The use of these mantras can be extremely effective during meditation, and can generate very strong vibrations throughout our subtle system. For many people, the use of mantras is the single most effective method of gaining positive feedback on the working of the subtle system. They start to experience the vibrations in a much clearer way, and start to relate much more powerfully to the cleansing process of the chakras.

In Sahaja Yoga, there are no rigid rules regarding the adoption of mantras as an aid to meditation. They are not used in a mechanical or repetitive way, they are used gently and from the heart. It is only by understanding and respecting the authority of a true mantra that we can experience the real power of this ancient tradition.

Types of Mantra

There are two main types of mantra, English and Sanskrit. The English mantras are also called Affirmations and have an important part to play in directing our attention inwards.

The Sanskrit form of mantra provides a more traditional and direct way of communicating with our inner being. The Sanskrit language is generally considered to be the primordial language of human civilization, and in the East it is believed to have direct connections with the Word of the Divine. Tradition has it that the creation of the Sanskrit alphabet was in fact based upon the subtle sounds experienced by various sages meditating upon the chakras, and this would seem to tie in with our understanding of the correlation between the alphabet and the number of petals in the seven main chakras of the subtle body.

When we use Sanskrit therefore, we are adopting a methodology that is as ancient as Yoga itself, and which is therefore much less subject to the shifting interpretations of more modern languages. The Sanskrit words themselves resonate with the divine qualities of our chakras to subtly clear and strengthen them.

Perhaps the best known example of a Sanskrit mantra is the word OM. Derived from the AUM, this is commonly considered to be the root word of the Creation. "In the beginning was the Word....". In the Christian tradition this word has been transformed into Amen, although its proper use as a form of salutation seems to have become lost with time. In fact we can understand that the AUM corresponds to

the left, right and central channels of our subtle system, and that just by using the OM during our meditation we can cause vibrations to flow more strongly. In fact this can be a very good exercise as a prelude to the full use of Sahaja Yoga mantras.

Mantras are gentle yet powerful aids to our meditation. They are also an expression of our collective desire to realize our inner being, and used properly will produce incredibly beneficial results.

The Practical Use of the Mantra

Once we have raised our Kundalini and given ourselves a bandhan, we can sit down to our meditation as usual. At the start of our meditation we are in effect inviting the Kundalini to leave Her abode at the base of the spine and make Her journey to the Sahasrara at the top of the head. The chakra which guards and protects the Sacrum bone is the Mooladhara, and so it is generally considered respectful to request passage for our Kundalini from the Deity of this chakra by reciting – either to ourselves or out loud - the mantra to Shri Ganesha (see below). As there are four petals or portals at this center, we can repeat the mantra four times at the start of the meditation.

Once we have done this, we can direct our attention to the individual chakras - either moving one by one up the body or by going directly to a particular center where we can feel some obstruction – shown by a tingling or heat on the fingers or inside our body. Here we can say the relevant mantra of the center quietly to ourselves. We can continue this process as necessary, to clear the blockages in one or more chakras. Note that it is not always necessary, or even desirable, to use mantras during a meditation, so the practice should be done with discretion and with a deep respect for the process.

At the end of our meditation, we can celebrate our Self Realization by saying the Maha Mantras for the Sahasrara. (The Maha Mantras are described later on in this booklet.)

It is important to stress that you should only use these mantras (and this format) if you feel totally comfortable with them. If you do not feel ready as yet for whatever reason, then simply continue to meditate in your usual manner. There are no mandatory rules in Sahaja Yoga - it is, after all, everyone's own personal journey to fulfillment.

Using the Mantras

The Mantras follow this format:

Om Twameva sakshat [insert Deity name] sakshat,
Shri Adi Shakti Mataji, Shri Nirmala Devi, Namoh Namah.

In the space above, we insert the name of the Deity that is related to the chakra or channel that we are working on. For example, if we are working on the Vishuddhi chakra we use the mantra:

Om Twameva sakshat **Shri Radha Krishna** sakshat, Shri Adi Shakti Mataji, Shri Nirmala Devi, Namoh Namah.

Chakra	Deity Name
Sahasrara	Shri Kalki, Shri Mataji Nirmala Devi
Center Agnya	Shri Mary Jesus
Left Agnya	Shri Mahavira
Right Agnya	Shri Buddha
Back Agnya	Shri Maha Ganesha
Hamsa	Shri Hamsa Chakra Swamini
Center Vishuddhi	Shri Radha Krishna
Left Vishuddhi	Shri Vishnumaya
Right Vishuddhi	Shri Yeshoda
Center Heart	Shri Jagadamba Durga Mata
Left Heart	Shri Shiva Parvati
Right Heart	Shri Sita Rama
Void	Shri Adi Guru Dattatreya
Center Nabhi	Shri Lakshmi Vishnu
Left Nabhi	Shri Gruha Lakshmi
Right Nabhi	Shri Raja Lakshmi, Shri Nirmala Chitta
Center Swadhishtana	Shri Brahmadeva Saraswati
Left Swadhishtana	Shri Nirmala Vidya
Right Swadhishtana	Shri Fatima Hazrat Ali
Kundalini	Shri Gauri, Shri Kundalini Mata
Mooladhara	Shri Ganesha
Central Channel	Shri Mahalakshmi Ganesha
Left side	Shri Mahakali Bhairava
Right side	Shri Mahasaraswati Hanumana

Pronunciation of a Sanskrit mantra in English:

Om Twa-May-va saak-shaat **Shree Raadhaa Krishna** saak-shaat,
Shree Aa-dee Shak-tee Maa-taa-jee,
Shree Neer-ma-laa Day-vee Na-moe Na-ma-ha.

Om Twameva sakshat **Shri Radha Krishna** sakshat,
Shri Adi Shakti Mataji,
Shri Nirmala Devi Namoh Namah.

Translation

The sounds of the syllables contain the resonance (or vibration) which gives the mantra its beneficial effect. Here is the translation of the mantra.

Om:	The cosmic salutation AUM
Twameva:	You are
Sakshat:	Verily or Truly
Shri:	Denotes respect (literally - the one with the power and the virtue)
Adi Shakti Mataji:	The Primordial Mother Energy
Nirmala Devi:	The Pure Goddess
Namoh Namah:	Salutations and praise to You

We celebrate the quality of each of the chakras each time we say its mantra in meditation. This helps to accelerate our progress into meditation.

When we insert the relevant Deity name into the mantra, we are focusing all of our attention on that chakra, honoring its divine qualities and projecting vibrations through our voice and attention to help its nourishment.

Additional Mantras for the Lower Chakras

We can invoke the power of the earth and the sea to clear the lower chakras. We combine these two elements, represented by salt and water, when we foot soak.

Swadhishtana and Nabhi:
Water (The Ocean)
Shri **Samudra Devata**

Mooladhara:
Earth
Shri **Bhoomi Devi**

Mantra for Food

Shri **Annapurna**

The Maha Mantras

The Maha Mantras (the Great Mantras) celebrate the joy of the yoga which occurs through the opening of our Sahasrara chakra.

It is in three parts:

The first part celebrates the gentle power of the Kundalini energy and the importance of the three channels as represented by Shri Mahalakshmi, Mahasaraswati and Mahakali.

The second part acknowledges the important role of Shri Kalki on the chakra.

The third part celebrates liberation (moksha) from identification with the cycle of birth and death, which is given to us once the Kundalini ascends through the “thousand petalled Lotus” of the Sahasrara chakra.

Using the Maha Mantras

The three parts of the Maha Mantras are recited one after the other.

Om twameva sakshat Shri Mahalakshmi, Mahasaraswati, Mahakali, Trigunatmika, Kundalini sakshat, Shri Adi Shakti Mataji, Shri Nirmala Devi, Namoh Namah.

Om twameva sakshat Shri Kalki sakshat, Shri Adi Shakti Mataji, Shri Nirmala Devi, Namoh Namah.

Om twameva sakshat Shri Kalki sakshat Shri Sahasrara Swamini, Moksha Pradayini, Mataji, Shri Nirmala Devi, Namoh Namah.

Aspects and Qualities of the Chakras – Tables

On the next two pages, table (A) describes the Divine aspect (Deity) that looks after each chakra plus its associated qualities and physical expression, and table (B) describes the location of the chakras on the hands and the reasons why a chakra may go out of balance.



Aspects and Qualities of the Chakras (1)

	Chakra	Deity	Qualities	Physical Expression
7	Sahasrara (1000 petals)	Shri Kalki Shri Mataji Nirmala Devi	Collective consciousness, integration, silence	Limbic area of the brain
6	Agnya (2 petals) Light element	Left: Shri Mahavira Center: Shri Jesus Shri Mary Right: Shri Buddha	Left: Freedom from superego, freedom from conditionings Center: Forgiveness Right: Freedom from ego, going beyond thoughts and doubts	Left: Right temple Center: Crossing of optic thalamus Right: Left temple
5a	Hamsa	Shri Hamsa Chakra Swamini	Good discretion	Nasal passages
5	Vishuddhi (16 petals) Ether element	Left: Shri Vishnumaya Center: Shri Krishna Shri Radha Right: Shri Yeshoda	Left: Self-esteem, collectivity Center: Collectivity, detached witness state Right: Diplomacy, respect for others, sense of solidarity	Cervical plexus
4	Heart (12 petals) Air element	Left: Shri Shiva Shri Parvati Center: Shri Jagadamba Shri Durga Mata Right: Shri Rama Shri Sita	Left: Seat of the Spirit, existence, love, joy, compassion Center: Sense of security, motherly protection, confidence Right: Responsible and righteous behavior	Cardiac plexus
3a	Void Water element	Shri Adi Guru Dattatreya	Guru principle, mastery, knowledge, dharma (virtue), right behavior, Ten Commandments	Solar plexus (surrounds the Nabhi)
3	Nabhi (10 petals) Water element	Left: Shri Gruha Lakshmi Center: Shri Vishnu Shri Lakshmi Right: Shri Raja Lakshmi Shri Nirmala Chitta	Peace, sufficiency, well-being, evolution, pure attention	Solar plexus
2	Swadhishtana (6 petals) Fire element	Shri Brahmadeva Shri Saraswati	Left: Pure knowledge, pure desire Center & Right: Creativity, dynamism	Aortic plexus
1b	Mooladhara	Shri Gauri Mata Shri Kundalini Mata	Seat of Kundalini, purity, motherly love	Sacrum bone
1	Mooladhara Chakra (4 petals) Earth element	Shri Ganesha Shri Kartikeya	Innocence, eternal childhood, wisdom	Pelvic plexus
Channels				
I	Ida Nadi (Moon line)	Shri Mahakali Shri Bhairava (Archangel Michael)	Past, Tamo Guna, subconscious, joy, pure emotions and pure desire	Whole left channel, Left sympathetic nervous system
II	Pingala Nadi (Sun line)	Shri Mahasaraswati Shri Hanumana (Archangel Gabriel)	Future, Rajo Guna, supraconscious, attention	Whole right channel, Right sympathetic nervous system
III	Sushumna Nadi	Shri Mahalakshmi	Present, Satwa Guna, Truth, evolution, ascent	Whole central channel, Parasympathetic nervous system

Aspects and Qualities of the Chakras (2)

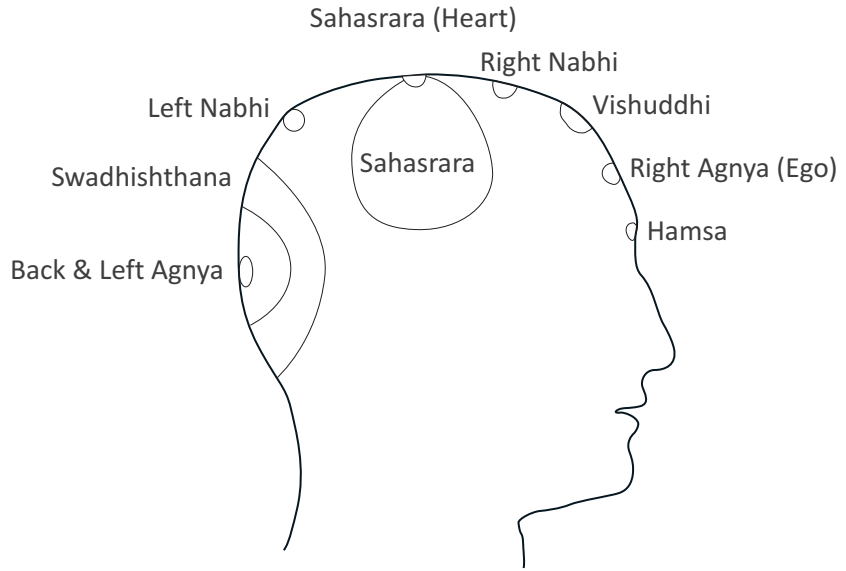
	Chakra	Location on Hand	Manifestation	Causes of Catch / Blockage
7	Sahasrara	Center of palm	Cool vibrations	Doubt in oneself, doubt in divinity
6	Agnya	Ring finger	Conditionings, sight, thought, "I-ness"	Left: Harm to self, worries, bad habits Center: Vanity, roving eyes, lack of forgiveness Right: Dominating personality, arrogance, egotism
5a	Hamsa	[Between eyebrows]	Nasal passages, steady eyes	Looking for faults instead of positive aspects in people and situations; indiscreet behavior
5	Vishuddhi	Index finger	Neck, arms, mouth, tongue, hearing, facial expressions	Left: Lack of self-respect, feeling guilty, swearing, impure relationships Center: Jealousy, over-reacting, social isolation, smoking Right: Sharp, critical or sarcastic speech
4	Heart	Little finger	Left: Heartbeat Center: Breathing, immune system	Left: Relationship with mother, excessive physical activity, neglect of the Spirit Center: Over-attachment, insecurity Right: Relationship with father, over-responsibility, being irresponsible
3a	Void	Middle finger & outer part of palm	Same as Nabhi & Swadhishtana	Fanaticism, false gurus, false practices
3	Nabhi	Middle finger	Stomach, liver	Family, household & money worries, greed, impatience, negativity in food
2	Swadhishtana	Thumb	Liver, kidneys, spleen, pancreas, uterus	False beliefs, too much thinking & planning, alcohol, hallucinogenic drugs
1b	Mooladhara	Heel of palm	Parasympathetic system	Imbalance of sympathetic system
1	Mooladhara Chakra	Heel of palm	Sex, elimination, sympathetic system	Too much attention on sex Constipation (right), diarrhea (left) Tantrikas, occult practices
Channels				
I	Ida Nadi	Whole left hand	Auspiciousness, emotions, existence	Superstition, spirit possessions, mother's problem, bad habits
II	Pingala Nadi	Whole right hand	Self-respect, physical & mental creativity	Suppression, egoism, father's problem
III	Sushumna Nadi	Cool breeze in hands	Sustenance, connection, revelation	

* Note: the Mooladhara chakra and the Mooladhara are separate. They are located outside of the spinal column. The Kundalini is located in the Mooladhara. The central channel of Sushumna is the path of the Kundalini.

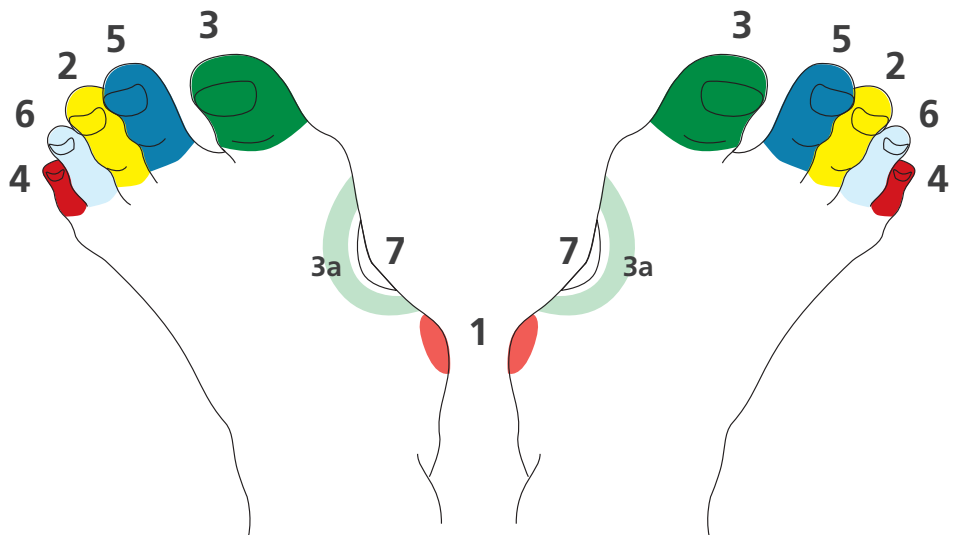
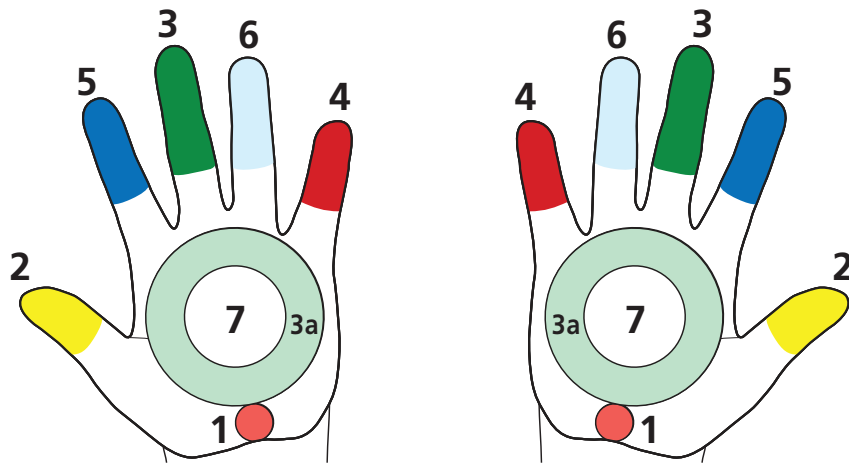
Location of the Chakras



Original sketch by Shri Mataji



- 7 Sahasrara
- 6 Agnya
- 5 Vishuddhi
- 4 Heart
- 3a Void
- 3 Nabhi
- 2 Swadhishtana
- 1 Mooladhara



Importance of Thoughtless Awareness

(Shri Mataji, 1988)

Now one thing is there obstructing Sahasrara, is the movement of your Agnya into thoughts. That is the only thing that stops your entry into Sahaja Yoga. Thoughts are coming all the time because a human being is born who reacts to everything. Reacts to this and reacts to that and thoughts coming and thoughts going. There is a big crowd of thoughts. Because of that, your attention cannot cross over Agnya and cannot reside in Sahasrara.

So, first of all, one should see what sort of thoughts are coming. You have to condemn yourself sometimes. You have to say: "What nonsense. What have I been doing? What is the matter with me? How could I do all that?" Once you start doing that, these thoughts will start disappearing.

These thoughts are coming from two angles: one from the ego and another from your conditionings. And these are so much built up within you that they don't allow your Agnya to be crossed. That is why we have two Bija Mantras of HAM and KSHAM. First one is when it is conditioning. You are endowed with this kind of fear: "I should not do like this. I should not do like that. This is not allowed. That is not allowed." That is the conditioning part of it. Conditioning can be of many types. But the ego part is that

"I must overpower everybody. I must get this. I must be able to rule everyone."

These two things are there in the mind which are all the time crossing. So it is important that we should go into thoughtless awareness and that thoughtless awareness is the real way that your Sahasrara can be nourished by the Kundalini. Because Kundalini cannot go through, cannot pass through, and for that, as I said, there are two Bija Mantras. One is HAM. Another is KSHAM.

So if you are conditioned, you are frightened, you are afraid and you have ideas about yourself. These days the way people are describing. They say: "I am an extrovert." Somebody will say: "I am an introvert." Somebody will say: "I am a hippy.. I am that.. I am that.." All kinds of things they can have attributed to themselves. But these ideas are all coming from outside, they are not from inside. To get to the inner side of yourself, the subtler side of your being, you must allow the Kundalini to go through the Agnya.

To cross the Agnya is a very important thing in modern times. And for that you have to meditate. If you can meditate with complete faith in yourself, this Agnya can be opened up. You have to surrender yourself to the Divine, and when this Agnya opens, you will be amazed. Your Sahasrara is just waiting to transfer, to give you all

the help that you need through the all-pervading power.

Your connection of Sahasrara with the all-pervading power is established and by that you will be amazed how all these seven chakras work for you, how they help you, how they try to give you whatever is the real knowledge about everything. This real knowledge that you

get is very joy-giving. You can see this real knowledge in everything. You don't have to start reading any book about it. In every situation and in every person, in every flower, in every natural happening, you see clearly the hand of the Divine. Once you see the hand of the Divine, once you say: "It is you. You do everything" - your ego starts disappearing.

Quotes from Shri Mataji

Meditation

"Only in meditation you are in present and you grow in your spirituality."

Clean Heart

"If your heart is clean, you can see the other person clearly through and through. Innocence is such a powerful thing."

Balance

"The one who has balance is the man who is dharmic, who is in the center."

Love

"You may be very great, you might be very intelligent, you may be earning lots of money, whatever it is. It's not so important. What is the most important thing is that you are loved."

Innocence

"You have to have complete faith in yourself and that your Self is nothing but innocence."

Divine Joy

"Sahaja Yoga is a very subtler happening within us. It's a very subtler happening and this subtler happening gives you sensitivity to Divine joy."